

E-Series RZ-V

High-performance Air Curtain for almost invisible vertical installation


The E-Series combines Teddington's know-how from many years of development work. The wide range of options available for the E-Series enable tailor-made solutions and make the E-Series a powerful all-rounder.

Application

The housing type RZ is a space-saving solution within the wall or boxing. The intake area is at the rear, so that only the discharge opening is visible.

Teddington works

Crucial for the successful shielding of doors and gates is the interplay between air discharge speed and air volume. The CONVERGO® pressure chamber nozzle system developed and patented by Teddington has been optimized for this purpose and ensures maximum shielding across the entire door.



Housing type RZ-V

Slim design for space-saving vertical installation in the wall, only the air discharge opening is visible.



VARIOUS OPTIONS

Individual unit length



Our Air Curtain systems are manufactured in predefined lengths as standard, which are suitable for most door situations. The longest single unit air curtains have a length of 3 m. In order to realize lengths exceeding this, devices are mounted and controlled in a group. If the situation requires a different length, we can manufacture the unit length to the exact millimeter according to your requirements.

Heating modes



The Teddington E-Series is available as an ambient unit without heating and can be heated in the versions LTHW (water), electric, R410a / R32 (VRF), hybrid (e.g. water + electric).

3 power levels



The Teddington E-Series RZ-V is available in three power levels. This means that your Air Curtain is configured precisely for the respective requirement in order to guarantee optimum shielding and the lowest possible energy consumption.

Shielding up to 5.0 m door width



Our powerful and fast-starting E-series fans, combined with our patented in conjunction with our patented CONVERGO® pressure chamber nozzle system allow a maximum door width of 5.0 m (units on both sides) or 3.5 m (unit on one side) when installed vertically.

AC or EC fans



A distinction is made between two fan technologies: AC and EC. Teddington is one of the few Air Curtain manufacturers to offer both technologies. This allows us to respond flexibly to project requirements and offer the optimal unit.

AC: The fast-starting AC fans are particularly suitable for doors and gates that open and close quickly or are only open for a short time.

EC: The energy-saving and infinitely variable EC fans are particularly suitable for doors and gates that are open for long periods (e.g. open glass front of a shop).

TCX - Our most innovative control system

With the TCX controller generation, you can now control your Teddington Air Curtain system even more easily and clearly. Just a few steps are all it takes for reliable configuration according to your requirements. Whether for a single Air Curtain system or a complex system grouping. TCX – the perfect controller for your Air Curtain system.

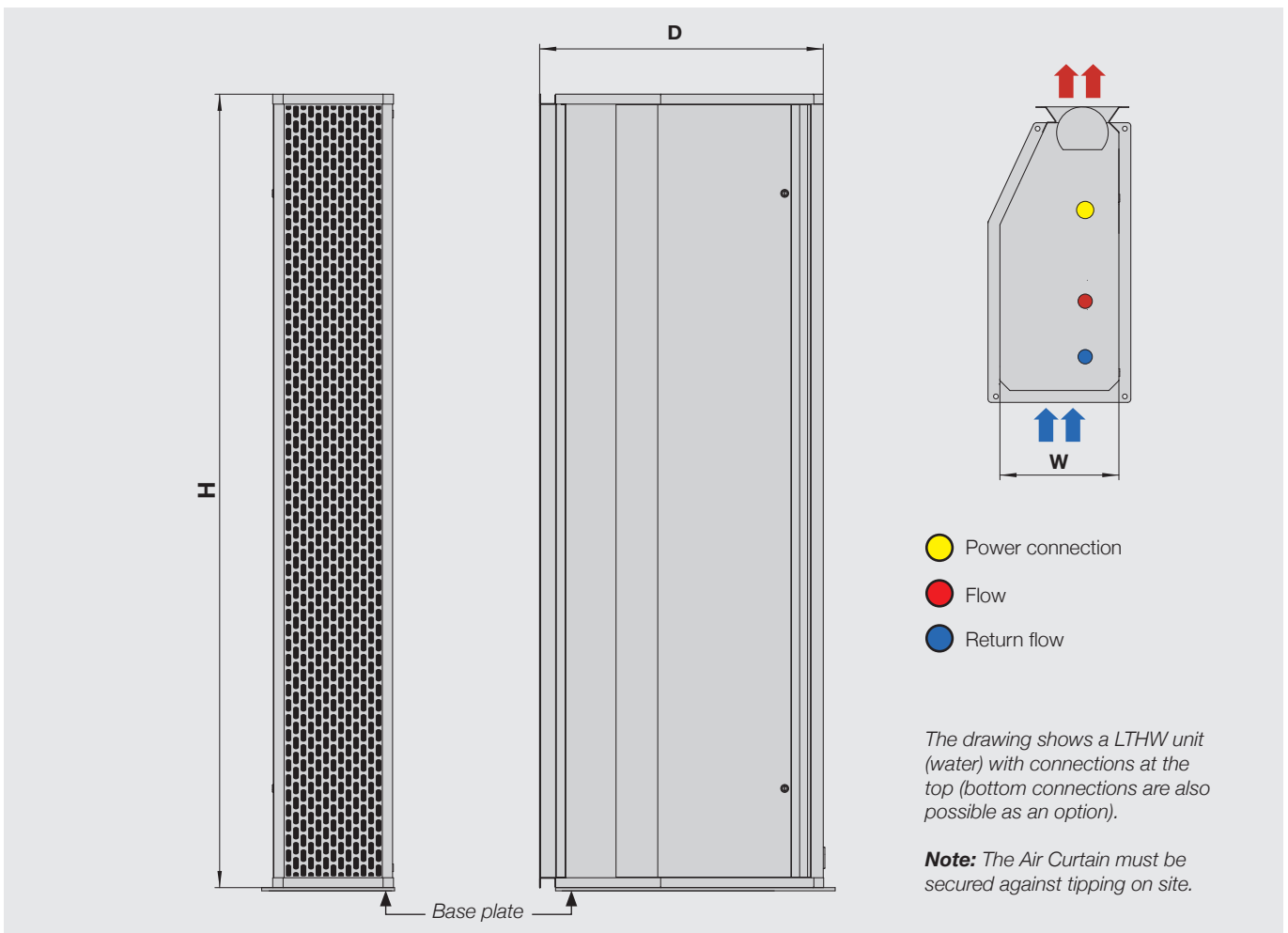




TECHNICAL DATA

	Power level	E-Series 1					E-Series 2					E-Series 3				
	Height of the unit (cm)	100	150	200	250	300	100	150	200	250	300	100	150	200	250	300
Performance data																
Max. recommended door width (one-sided standing)	[m]	2.30					2.70					3.50				
Max. nominal flow rate	[m³/h]	2100	3150	4200	5250	6300	2100	4200	5250	6300	7450	3800	5800	8500	11600	14500
Max. effective flow rate*	[m³/h]	1500	2400	3200	4000	4800	1600	3050	3800	4550	5300	2700	4300	6500	8600	11000
Average air discharge speed*	[m/s]	14.2					15.6					19.3				
Sound pressure level at a distance of 3 metres to the sound source (anechoic chamber)																
Max. operating level	[dB(A)]	57.0	59.0	61.0	63.0	64.0	58.4	60.4	62.4	64.4	66.4	60.0	62.0	63.0	64.0	65.0
Standard operating level	[dB(A)]	46.6	48.6	50.6	52.6	53.6	49.1	51.1	53.1	55.1	57.1	56.4	58.4	59.4	60.4	61.4
Minimum operating level	[dB(A)]	21.3	23.3	25.3	27.3	28.3	24.1	26.1	28.1	30.1	32.1	28.0	30.0	31.0	32.0	33.0

*Data are based on measurements in accordance with ISO 27327 conducted by the Institute of Air Handling and Refrigeration (ILK) in Dresden




	Power level	E-Series 1					E-Series 2					E-Series 3					
	Height of the unit (cm)	100	150	200	250	300	100	150	200	250	300	100	150	200	250	300	
Measurements																	
Height (without base plate)	H	[mm]	1000	1500	2000	2500	3000	1000	1500	2000	2500	3000	1000	1500	2000	2500	3000
Depth (without base plate)	D	[mm]	625	625	625	625	625	715	715	715	715	715	950	950	950	950	950
Width (without base plate)	W	[mm]	255	255	255	255	255	300	300	300	300	300	430	430	430	430	430
Dimensions of the base plate	[mm]	H = 8 mm, W = 315 mm, D = 615 mm					H = 8 mm, W = 360 mm, D = 705 mm					H = 8 mm, W = 490 mm, D = 930 mm					
Weight without heating battery	[kg]	42	62	72	85	104	45	69	90	96	129	107	133	164	190	209	
Weight with heating battery	[kg]	48	70	83	98	120	53	80	105	115	152	117	148	185	215	240	




TECHNICAL DATA

	Power level	E-Series 1					E-Series 2					E-Series 3				
	Height of the unit (cm)	100	150	200	250	300	100	150	200	250	300	100	150	200	250	300
Technical data of fans (230 V)																
AC technology																
Output	[kW]	0.37	0.56	0.74	0.93	1.11	0.37	0.74	0.93	1.11	1.30	0.56	1.12	1.69	2.25	2.81
Power consumption	[A]	1.70	2.55	3.40	4.25	5.10	1.70	3.40	4.25	5.10	5.95	3.76	4.88	7.33	9.77	12.21
EC technology																
Output	[kW]	0.34	0.51	0.68	0.85	1.01	0.34	0.68	0.85	1.01	1.18	0.50	1.00	1.50	2.00	2.50
Power consumption	[A]	2.70	4.05	5.40	6.75	8.10	2.70	5.40	6.75	8.10	9.45	2.20	4.40	6.60	8.80	11.00

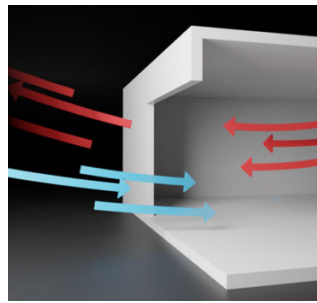
	Power level	E-Series 1					E-Series 2					E-Series 3				
	Height of the unit (cm)	100	150	200	250	300	100	150	200	250	300	100	150	200	250	300
Technical data of LTHW heater battery																
Pipe connections																
Flow / Return flow	[inch]	3/4	3/4	3/4	3/4	3/4	3/4	3/4	3/4	3/4	3/4	3/4	3/4	3/4	3/4	3/4
LTHW 70/50 at an air intake temperature of 20°C and air discharge temperature of 32°C																
Heat output	[kW]	7.6	11.5	15.2	19.0	23.7	6.3	12.9	15.4	19.1	22.9	11.2	18.8	25.8	36.6	46.4
Flow rate	[m³/h]	0.30	0.50	0.70	0.90	1.00	0.30	0.60	0.70	0.80	1.00	0.50	0.80	1.10	1.60	2.00
Water resistance	[kPa]	0.76	0.78	0.77	0.92	0.83	1.13	1.96	1.16	1.23	1.27	1.06	1.51	1.39	1.60	1.91
LTHW 70/50 at an air intake temperature of 10°C and air discharge temperature of 32°C																
Heat output	[kW]	12.0	18.2	24.4	31.1	36.6	12.4	23.2	28.1	33.7	40.1	20.2	31.6	50.6	65.8	83.4
Flow rate	[m³/h]	0.50	0.80	1.10	1.40	1.60	0.50	1.00	1.20	1.50	1.80	0.90	1.40	2.20	2.90	3.60
Water resistance	[kPa]	1.69	1.75	1.76	1.83	1.77	3.72	5.53	3.36	3.34	3.44	3.02	3.75	4.53	4.50	5.36
LTHW 50/35 at an air intake temperature of 20°C and max. air discharge temperature																
Heat output	[kW]	0.7	6.7	9.5	12.3	15.0	7.8	14.6	18.7	23.4	27.7	11.3	19.3	28.7	42.8	48.2
Air discharge temperature	[°C]	27.2	28.2	28.7	29.0	29.2	34.0	34.0	34.4	35.0	35.3	32.2	33.0	33.0	35.0	32.8
Flow rate	[m³/h]	0.20	0.40	0.60	0.70	0.90	0.40	0.80	1.10	1.30	1.60	0.70	1.10	1.70	2.50	2.80
Water resistance	[kPa]	0.28	0.54	0.60	0.63	0.66	2.90	4.35	2.91	3.07	3.77	1.90	2.78	2.95	4.86	3.61

Ask our experts for data on your individual media temperatures.

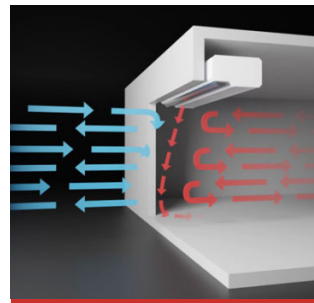
	Power level	E-Series 1					E-Series 2					E-Series 3				
	Height of the unit (cm)	100	150	200	250	300	100	150	200	250	300	100	150	200	250	300
Technical data electrical heater battery																
Electrical heater battery (three-stage, 400V, 3 Ph, 50 Hz)																
Level 1	[kW]	3.0	4.5	6.0	6.0	9.0	3.0	6.0	6.0	12.0	12.0	6.0	9.0	12.0	12.0	12.0
Level 2	[kW]	6.0	9.0	12.0	18.0	18.0	9.0	12.0	18.0	18.0	24.0	12.0	18.0	24.0	24.0	24.0
Level 3	[kW]	9.0	13.5	18.0	24.0	27.0	12.0	18.0	24.0	30.0	36.0	18.0	27.0	36.0	36.0	36.0
Max dt.	[K]	17	15	16	17	16	21	17	18	18	19	19	18	16	12	10



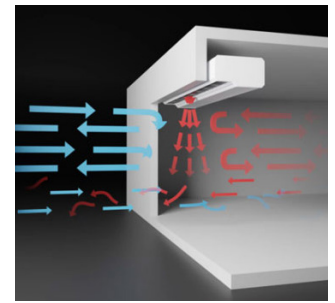
**Example:
Comparison
of energy
consumption**



**Door without
Air Curtain system**



**Door with
Teddington
Air Curtain system**



**Door with
conventional
Air Curtain system**

Energy consumption winter*: ~ 41.100 kWh

Energy consumption summer**: ~ 18.300 kWh

~ 16.800 kWh

~ 4.800 kWh

~ 23.400 kWh

~ 6.900 kWh

Energy savings with Teddington Air Curtain system compared to a door without Air Curtain system

Savings	Door without Air Curtain system	Door with Teddington Air Curtain system
Energy consumption winter*: 59%	~ 41.100 kWh	~ 16.800 kWh
Energy consumption summer**: 74%	~ 18.300 kWh	~ 4.800 kWh

Energy savings with Teddington Air Curtain system compared to a door with conventional Air Curtain system

Savings	Door with conventional Air Curtain system	Door with Teddington Air Curtain system
Energy consumption winter*: 28%	~ 23.400 kWh	~ 16.800 kWh
Energy consumption summer**: 30%	~ 6.900 kWh	~ 4.800 kWh

* heated inside

** cooled down inside

Assumptions on which the calculation is based:

- Door dimensions 2.5 x 2.5 m, installation height 2.5 m, door opening time 3 h per day.
- The system is in operation for 4 months in summer at a temperature difference (inside/outside) of 10 K.
- The system is in operation for 6 months in winter at a temperature difference (inside/outside) of 15 K.
- The system is out of operation for 2 months as the temperature difference between inside and outside is equalised.
- During operation in winter, a heat exchanger is used in the Air Curtain unit to heat the discharged air.




Individual colours

Teddington Air Curtain systems are powder-coated to a high quality. Our units are manufactured in RAL 9016 Traffic White as standard. On request, you can choose from six timeless colours for a small surcharge. – Would you like a very special colour? Talk to us about your desired colour.




RAL 7011
Iron Grey




RAL 9005
Deep Black




RAL 9006
White Aluminium



RAL 9010
Pure White



Black grey metallic
Metallic fine structure / matt



DB 703
Dark Grey



Teddington Luftschleieranlagen GmbH
Industriepark Nord 42 • D-53567 Buchholz (Mendt)
Tel. +49 (2683) 9694-0 • info@teddington.de
www.teddington.de